



SUMMER HOLIDAYS

Homework





**enjoy
all days
venture to do
different activities
and don't
forget to make
new adventures.**

**Smit Creation
.com**



ROOP VATIKA SCHOOL
AFFILIATED TO CBSE, NEW DELHI

PREFACE

Dear Parents and Students,

Summer vacation is around the corner, bringing with itself a much-needed respite from hectic school days. We hope that you will thoroughly enjoy the vacations and make the most of this summer. While it is indeed important that you relax and refresh yourselves, it is also important that you exercise your minds.

Keeping this in mind, we have designed various exciting activities to keep the students engaged and active during the summer vacation. These fun projects/ assignments would enhance learning skills, help understand concepts better, and make for a great crash course aimed at improving academic output.

These activities will not only help you to revise what was taught, but will also enrich your knowledge. These projects will be assessed as Subject Enrichment Activity, Portfolio or Art Integrated activity.

We encourage parents to motivate and support the students to ensure the given work is completed in time, to the best of their ability. Your support and encouragement both have a huge impact on your child's learning ability.

The Holiday Home Work is to be done neatly with relevance to the questions asked and to be submitted to the subject teachers within a week of reopening of the school. Homework submitted late will invite negative marking. It is important that deadlines are met.

Wishing you a fun filled, safe summer vacation.

**PRINCIPAL
ROOP VATIKA SCHOOL
JAGRAON**

Roop Vatika Sen. Sec. School

Holidays Homework

Class: - 1st

☀️ General Instructions

👉 Instructions for students:-

✏️ Do your vacation work by yourself.

✦ Writing should be very good and neat.

☀️ Do all work under the guidance of your parents.

📅 Mention date & day on all work done.

📖 Try to do your written work regularly to improve your handwriting.

🙏 Pray to God Daily.

👉 Instructions for Parents:-

🌻 Holiday homework has to be done under the parental guidance.

🌺 Kindly complete and send the homework in a folder on the first day after the summer break.

📖 Make your ward read resource

Thanks

Roop Vatika Sen.Sec School

Holidays homework

Class – 1st

Subject:- EVS

- Read and learn lesson – 2, 3 , 4 from EVS book and notebook
- Do given assignments
- Draw or paste any 5 to 10 classroom articles on a drawing sheet with their names and make a proper chart

Subject:- English

- Read and learn lesson 1 , 2 and 3 from English literature book and notebook
- Do Given Assignments

Subject:- Hindi

- Read and learn अ,आ इ, ई मात्रा from book and notebook
- Do given Assignments

Subject:- Maths

- Learn tables from 2 to 5
- Learn Number names from 1 to 50
- Do given Assignments

Subject:- Punjabi

- Do given Assignments
- Read pg. no. 5 , 6 , 7 and 8 from book
and do pg. No. 9 and 10 on book
- Do 10 pages of ਓ - ਨ on separate rough notebook

Note:- Take Printout of all Assignments and make a folder



E.V.S

ASSIGNMENTS

NAME: _____

Family

Unscramble the words.

1. pnarset

2. mfaiyl

3. rathfe:

4. otmher:

5. rothebr:

6. istser:

7. ncule:


8. unat:

9. ucosin

10. elsdre:

My Sense Organs

Use red colour to circle the objects that you can taste,
Blue colour to circle the objects that you can hear and
yellow colour for the objects that you can smell.



Tick the correct answers

A How many sense organs do we have ?

- i. Three ii. Six iii. Five

B Which sense organ tells us that door bell is ringing ?

- i. Ear ii. Nose iii. Skin

C Which sense organ tells us that cactus is sharp ?

- i. Ear ii. Tongue iii. Skin

D Which sense organ tells us that Lemon is sour ?

- i. Eyes ii. Nose iii. Tongue

Match the followings

A Eyes



Drum

B Ears



Icecream

C Nose



Flower

D Skin



LCD

E Tongue



Cactus

For more worksheet please contact

NAME: _____

My School

Matching

a. I teach in the class.	gardener
b. I ring the bell.	sweeper
c. I look after the garden.	librarian
d. I clean your classroom.	guard
e. I am the head of the school.	teacher
f. I look after the books in the library.	peon
g. I protect your school.	principal

ii. We study many things in

- | | | | |
|-----------|--------------------------|---------------|--------------------------|
| a. office | <input type="checkbox"/> | b. classroom | <input type="checkbox"/> |
| c. break | <input type="checkbox"/> | d. playground | <input type="checkbox"/> |

iii. We play many games in

- | | | | |
|------------|--------------------------|---------------|--------------------------|
| a. school | <input type="checkbox"/> | b. classroom | <input type="checkbox"/> |
| c. library | <input type="checkbox"/> | d. playground | <input type="checkbox"/> |

iv. In spare time teachers sit in

- | | | | |
|--------------|--------------------------|---------------|--------------------------|
| a. office | <input type="checkbox"/> | b. classroom | <input type="checkbox"/> |
| c. staffroom | <input type="checkbox"/> | d. playground | <input type="checkbox"/> |

2. Answer the following questions:

- i. What is the name of your school?
_____.
- ii. Who is the principal of your school?
_____.
- iii. What is the name of your teacher?
_____.
- iv. What do we learn in the school?
_____.
- v. When do we eat our lunch?
_____.

3. Match the following:

- | | |
|------------------|-----------------|
| i. Blackboard | a. Library |
| ii. Medicines | b. Office |
| iii. Story books | c. Playground |
| iv. Football | d. Medical room |
| v. Telephone | e. Classroom |



Maths

ASSIGNMENTS



Single Digit Subtraction

Name.....

$$\begin{array}{r} 4 \\ -1 \\ \hline \end{array}$$

$$\begin{array}{r} 2 \\ -2 \\ \hline \end{array}$$

$$\begin{array}{r} 8 \\ -5 \\ \hline \end{array}$$

$$\begin{array}{r} 7 \\ -3 \\ \hline \end{array}$$

$$\begin{array}{r} 6 \\ -4 \\ \hline \end{array}$$

$$\begin{array}{r} 6 \\ -1 \\ \hline \end{array}$$

$$\begin{array}{r} 9 \\ -3 \\ \hline \end{array}$$

$$\begin{array}{r} 3 \\ -1 \\ \hline \end{array}$$

$$\begin{array}{r} 8 \\ -3 \\ \hline \end{array}$$

$$\begin{array}{r} 6 \\ -3 \\ \hline \hline \hline \end{array}$$

$$\begin{array}{r} 4 \\ -3 \\ \hline \end{array}$$

$$\begin{array}{r} 5 \\ -2 \\ \hline \end{array}$$

$$\begin{array}{r} 7 \\ -5 \\ \hline \end{array}$$

$$\begin{array}{r} 9 \\ -4 \\ \hline \end{array}$$

$$\begin{array}{r} 6 \\ -5 \\ \hline \end{array}$$

$$\begin{array}{r} 2 \\ -1 \\ \hline \end{array}$$

$$\begin{array}{r} 3 \\ -2 \\ \hline \end{array}$$

$$\begin{array}{r} 5 \\ -1 \\ \hline \end{array}$$

$$\begin{array}{r} 7 \\ -2 \\ \hline \end{array}$$

$$\begin{array}{r} 4 \\ -4 \\ \hline \end{array}$$

$$\begin{array}{r} 8 \\ -4 \\ \hline \end{array}$$

$$\begin{array}{r} 9 \\ -2 \\ \hline \end{array}$$

$$\begin{array}{r} 9 \\ -5 \\ \hline \end{array}$$

$$\begin{array}{r} 8 \\ -6 \\ \hline \end{array}$$

$$\begin{array}{r} 4 \\ -2 \\ \hline \end{array}$$

Read and learn the expanded form of some numbers.

$$\begin{aligned} 78 &= 7 \text{ tens} + 8 \text{ ones} \\ &= 70 + 8 \\ 93 &= 9 \text{ tens} + 3 \text{ ones} \\ &= 90 + 3 \end{aligned}$$



Write the following numbers in expanded form.

$$63 = \bigcirc \text{ tens} + \bigcirc \text{ ones} = \bigcirc + \bigcirc$$

$$76 = \bigcirc \text{ tens} + \bigcirc \text{ ones} = \bigcirc + \bigcirc$$

$$55 = \bigcirc \text{ tens} + \bigcirc \text{ ones} = \bigcirc + \bigcirc$$

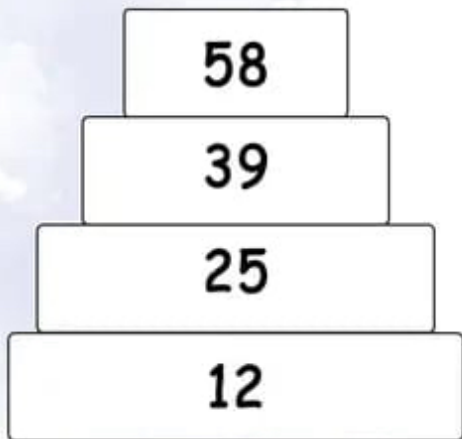
$$75 = \bigcirc \text{ tens} + \bigcirc \text{ ones} = \bigcirc + \bigcirc$$

$$81 = \bigcirc \text{ tens} + \bigcirc \text{ ones} = \bigcirc + \bigcirc$$

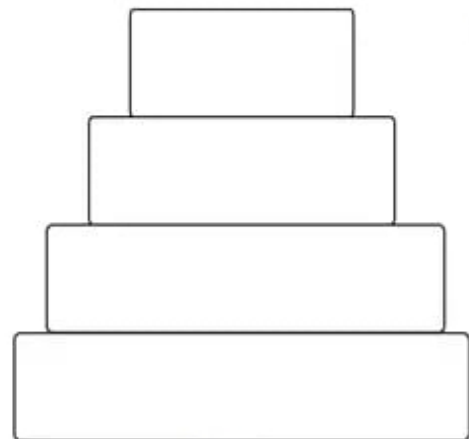
$$90 = \bigcirc \text{ tens} + \bigcirc \text{ ones} = \bigcirc + \bigcirc$$

Ascending Order

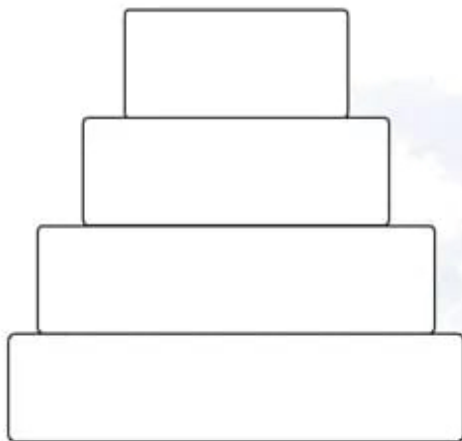
Arrange the numbers in ascending order from the bottom of the box .An example is shown below.



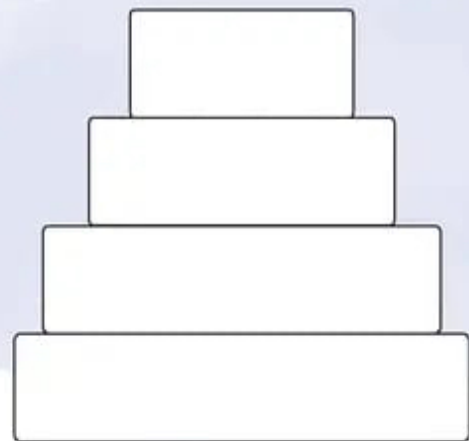
39 : 25 : 12 : 58



10 : 27 : 38 : 65



27 : 5 : 40 : 50



41 : 27 : 18 : 49

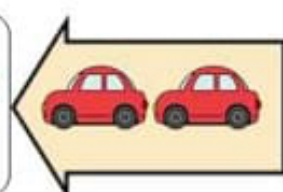
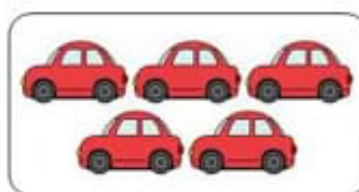


3 - 4

Adding Together and Adding More

Adding More (2)

Example How many cars are there if two more cars come?




$$5 + \boxed{2} = \boxed{7}$$

Answer 7 cars

Read the following questions and find the answers.

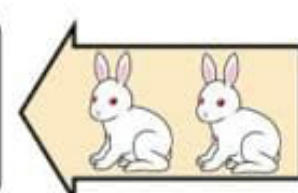

1 How many flowers are there if you plant three more?



$$4 + \boxed{} = \boxed{}$$

Answer flowers


2 How many rabbits are there if two more rabbits come?



$$4 + \boxed{} = \boxed{}$$

Answer rabbits

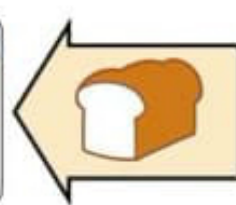
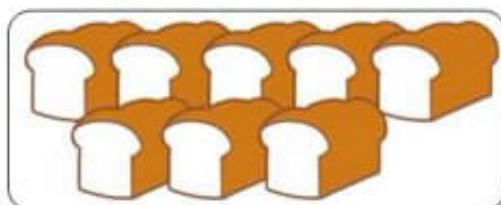
3 How many bananas are there if you buy four more?



$$4 + \boxed{} = \boxed{}$$

Answer bananas

4 How many loaves of bread are there if you bake one more?



$$8 + \boxed{} = \boxed{}$$


Answer loaves of bread

Adding with number lines

Grade 1 Addition Worksheet


Solve the following by drawing hops on the number line.

Example:




$$6 + 1 = \boxed{7}$$

1.



$$1 + 5 = \boxed{}$$

2.



$$2 + 8 = \boxed{}$$

3.



$$1 + 4 = \boxed{}$$

4.



$$2 + 6 = \boxed{}$$

Biggest to the Smallest

Write the numbers from the Biggest to the Smallest on the Cones.



20, 13, 27, 26



39, 32, 41, 45

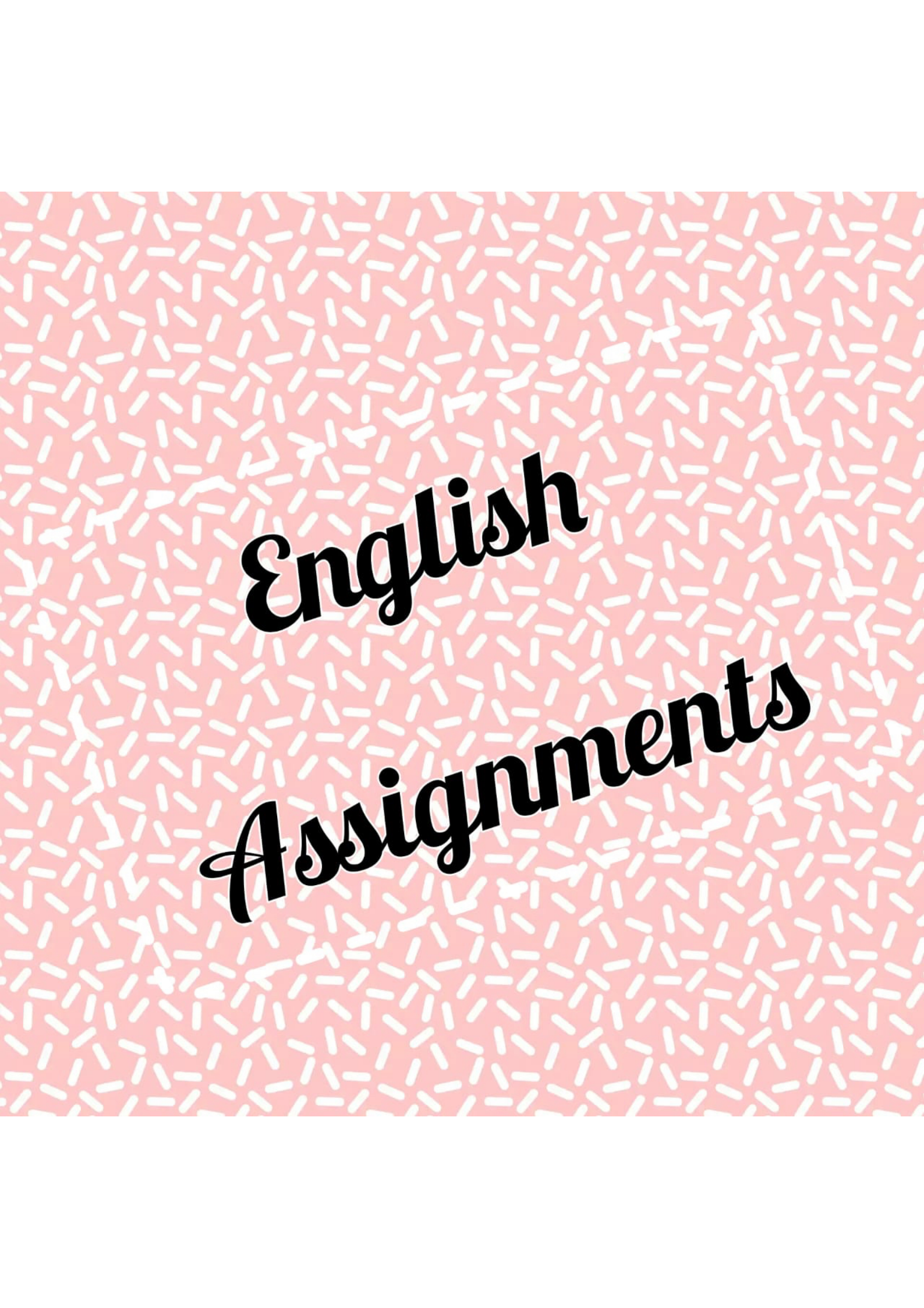


54, 43, 32, 21



8, 3, 9, 0



The background is a solid pink color with a pattern of small, white, dashed lines scattered across it.

English Assignments

Read the passage carefully and answer the following questions.

My name is Haley. Today I will tell you about my daily routine. I get up in the morning then I get ready for my school. I go to my school with my school bus. After coming back from school I change my clothes wash my hands and do my lunch. Then I go to sleep and play in the evening.

1) Haley get up in the morning and get ready for_____.

- a) office
- b) party
- c) school

2) Haley goes to her school with her_____.

- a) school bus
- b) friends
- c) mother

3) What does Haley do after coming back from school?

- a) go to play
- b) change her clothes
- c) dance

4) When does Haley play?

- a) afternoon
- b) evening
- c) night

Read the passage carefully and answer the following questions.

Mona is a small girl. She goes to the park She sees a cute little puppy. But the puppy is sad. The puppy wags his tail. Mona picks up the little puppy and takes him home.

1. Who is Mona?

Ans:-

2. What does Mona see in the park?

(a) A puppy

(b) A kitten

c) A monkey

3. The puppy_____ his tail.

4. The puppy is happy.

a) True

(b) False

5. Antonym of Happy X

Nouns: Identify the common noun and proper noun, underline the common name, and circle the special name

1. Roja is a good girl.

2. Peter is eating a banana .

3. The teacher is teaching in Chennai.

4. Saroja and Yemini are best friends.

5. Mumbai is a big city .

6. Chips are my favourite snack .

7. Adi is her cousin.

8. My birthday is in July .

9. The lion is in the den.

10. Riya likes to play with cats.



Write the plural noun for each word

Write the plural nouns form using the rules you learned.
Remember the rule for **s** and **es**.

- | | |
|----------------|----------------|
| 1. map_____ | 11. pot_____ |
| 2. block_____ | 12. fox_____ |
| 3. spoon_____ | 13. bus_____ |
| 4. dish_____ | 14. door_____ |
| 5. class_____ | 15. lunch_____ |
| 6. orange_____ | 16. sink_____ |
| 7. truck_____ | 17. dress_____ |
| 8. car_____ | 18. store_____ |
| 9. spoon_____ | 19. truck_____ |
| 10. box _____ | 20. paper_____ |



* Underline the nouns.

1. The sheep is bleating.
2. A train is coming.
3. It is a beautiful flower.
4. Rita is playing with the kitty.
5. The sun is hot.
6. I have five apples.
7. Cows give us milk.
8. I love eating carrots.
9. The grapes are sweet.
10. Sharks have pointed teeth.



Key : sheep, train, flower, Rita, kitty, sun, apples, cows, milk, carrots, grapes, sharks, teeth.



Picture Composition



Hints:- juicy, sour ,round , orange

1.This is a picture of_____.

2. Orange is _____ in shape.

3. The taste of orange is sweet and _____.

4. It is very _____.



steel, parents, water bottle, cost, Milton.

1. This is the picture of a_____.

2 It is of_____ company.

3.It is made up of_____.

4. My _____ gifted it to me.

5. Its_____ is 400 rupees.

The background of the entire page is a repeating geometric pattern of light blue lines forming a series of interlocking triangles and diamonds. The text is centered horizontally and vertically on this pattern.

HINDI

ASSIGNMENTS



। की मात्रा सही स्थान पर लगाओ।

रम्.....

ब...ज...

सीत....

क...ल...

राजः....

पपीत....

अ...म

द....म

म...म.....

र...ध...

हर...

दीय...

मीर...

अ...ज...



तालिका से खोजकर तुकांत शब्द लिखिए -

चिता, खिला, घिरा, धंसी, फीका, रीना,
जीरा, नीला, खाली, चीनी, खाकी, शादी

किला → खिला

मीना → रीना

टीका → फीका

पिता → चिता

खादी →

काली →

पीला →

काकी →

पीनी →

खीरा →

गिरा →

फंसी →

Class : _____

Date : _____

आओ अभ्यास करें

इ और ई मात्रा के शब्द छोट कर खाली स्थान में लिखो :-

मछली
लिफाफा

छतरी
चिड़िया

बकरी दही
टिकट किसान

इ की मात्रा के शब्द

.....
.....
.....
.....

ई की मात्रा के शब्द

.....
.....
.....
.....

चित्र देखकर शब्द लिखो







Hindi Worksheet



रंगों का सही नाम चुनकर लिखिए।

लाल

नीला

पीला


सफेद

काला

संतरी

गुलाबी

हरा



फलों को उनके नाम से मिलायें



सेब



केला



अंजीर



कीवी



आम



संतरा



आलूबुखारा



खजूर



लीची



नाशपाती

‘इ’ (i) की मात्रा

1. नीचे दिए गए चित्रों को देखकर ‘इ’ (i) की मात्रा उचित स्थान पर लगाइए।



...कताब



...सतार



...सतारा



...हरन



प...हया



...गलास



साइ...कल




...वमान

2. गुब्बारों में लिखे शब्दों को पढ़िए। उनके पहले अक्षर को पहचानकर दिए गए स्थान पर लिखिए।

चि

दि



मि

पि

The background of the entire image is a light gray color, decorated with a pattern of small, solid-colored circles in shades of pink and blue. These dots are scattered across the entire surface. Two horizontal white dashed lines are positioned above and below the main text, creating a central rectangular frame for the title.

PUNJABI

ASSIGNMENTS

1. ਤਸਵੀਰ ਲਈ ਸਹੀ ਅੱਖਰ ਚੁਣੋ।



ਹ ਏ



ਸ ਓ



ਚ ਛ



ਖ ਕ

2. ਖਾਲੀ ਥਾਵਾਂ ਭਰੋ।

ਓ

ਅ

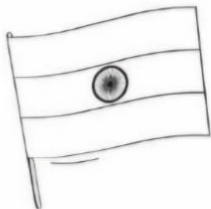
ਸ

ਓ


ਏ

ਹ

3. ਰੰਗ ਭਰੋ ਅਤੇ ਤਸਵੀਰ ਨਾਲ ਸਬੰਧਤ ਅੱਖਰ ਲਿਖੋ।



.....



.....



.....

4. ਆਓ ਸੁੰਦਰ ਲਿਖੀਏ।

ਕ

ਖ

ਗ

ਘ

ਙ

ਚ

ਛ

ਜ

ਝ

ਞ

ਅੱਖਰ ਦੇਖ ਕੇ ਬਾਅਦ ਵਾਲਾ ਅੱਖਰ ਲਿਖੋ

1. ਟ -

2. ਪ -

3. ਰ -

4. ਜ -

5. ਬ -

6. ਵ -

7. ਠ -

8. ਤ -

9. ਦ -

10. ਯ -



ਅੱਖਰਾਂ ਨੂੰ ਸਹੀ ਤਸਵੀਰ ਨਾਲ ਮਿਲਾਓ

Name:

Class:

ਓ



ਅ



ਜ



ਹ



ਛ



ਸ



ਘ



ਕ



ਚ

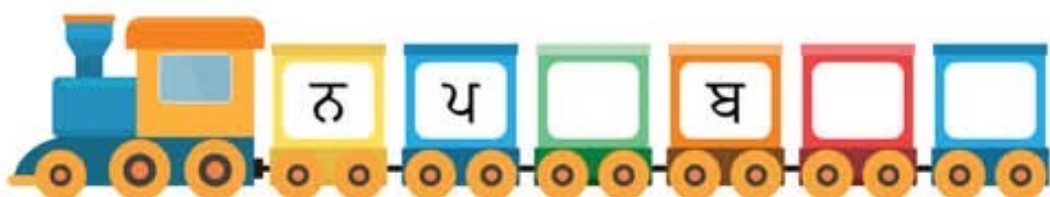


ਗ



Write the missing letters



ਗੁਆਚੇ ਹੋਏ ਅੱਖਰ ਲਿਖੋ



Worksheet

1

A. Match the following.



a. Keyboard

b. Mouse



c. CPU cabinet

d. Monitor

B. Put a (✓) on the correct statements and (X) on the wrong ones.

1. Spacebar key is the longest key on the keyboard.
2. Arrow keys are used to add space between words.
3. A computer is a machine.
4. There are 36 alphabet keys on a keyboard.
5. You cannot listen to music using a computer.

C. Fill colour in the pictures which you can do using a computer.



Worksheet

2

A. Answer the following in one word.

1. Name a machine which works on battery.
2. Name a type of computer used for calling.
3. Name the device which prints on paper.
4. Name one main part of a computer.
5. Name a place where computer is used.

B. Look at the following images and write the name of the places where a computer is used.

1.



S C _ _ O _

2.



H _ S _ IT _ L

3.



A _ RP _ _ T

4.



S _ _ P

C. Circle the following words in the word grid:


LAPTOP
SPEAKERS
PRINTER
INTERNET
TABLET

I	Z	E	R	S	C	V	R
N	X	D	T	P	R	C	P
T	A	B	L	E	T	J	R
E	T	A	A	A	W	K	I
R	Y	S	P	K	R	L	N
N	B	W	T	E	R	N	T
E	M	S	O	R	E	F	E
T	I	W	P	S	O	Y	R

LET'S PLAY



A. Draw a line to mark the correct shadow.



B. Find 5 differences and circle them.

